

Meet 2014 NFPA Requirements* with the **NEW KB Duct Backdraft Damper**

Installing a KB Duct No-Return Explosion Isolation Valve will protect workers and facilities from the damaging effect of a baghouse or filter explosion



Features & Benefits

- ATEX certified
- Heavy duty welded steel construction
- Flanged inlet and outlet with co-flanges
- Inspection/access door
- Grounding lug
- Locking mechanism

The KB-NRV is 100% NFPA 69-2014 compliant with the following options:

0-KB-NRV-MS: Micro-switch for system shut down


0-KB-NRV-DLS: Dust level sensor

0-KB-NRV-CP: Control panel for sensor power and integration

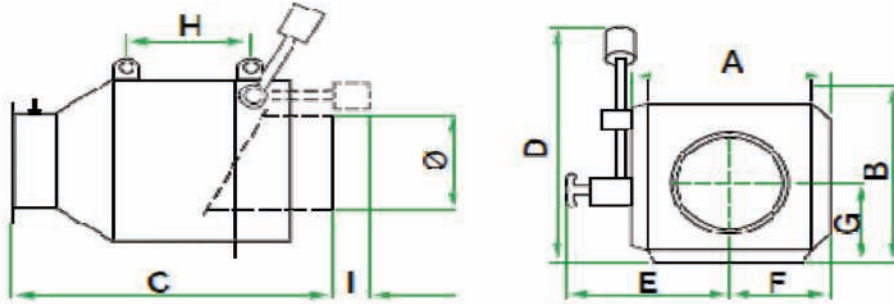


Bulk Material	KST Value	Table Reference
Anthraquinone	364	NFPA 68 1988 Table D-3
Tinubin 320	244	I Chem E Guide pt1 1985
Wood dust	224	NFPA 68 1988 Table D-2
Cellulose	229	NFPA 68 1988 Table D-1
Wood flour	205	NFPA 68 1988 Table D-1
Cork	202	NFPA 68 1988 Table D-1
Starch, corn	202	NFPA 68 1988 Table D-1
Paraformaldehyde	178	NFPA 68 1988 Table D-3
Zinc	176	NFPA 68 1988 Table D-4
Peat	157	NFPA 68 1988 Table D-2
Lead Stearate	152	NFPA 68 1988 Table D-3
Lignite	151	NFPA 68 1988 Table D-2
Sulphur	151	NFPA 68 1988 Table D-3
Whey	140	NFPA 68 1988 Table D-1
Sugar	138	NFPA 68 1988 Table D-1
Flour, Cake 4.6% Moist	137	FMBRA test on flour
Carboxy methyl cellulose	136	NFPA 68 1988 Table D-3
Lycopodium	135	1 Chem E Guide pt1 1985
Methyl cellulose	134	NFPA 68 1988 Table D-3
Polyethylene	134	I Chem E Guide pt1 1985

* The installation of an Explosion Isolation Device on all suction side ducts that transport material with a KST value above zero is an NFPA Requirement.

CE 2049 DNV-MUNO 09 ATEX 4519  II GD
ATEX Certification EN 16447: 2014

No Return Valve (NRV) Dimensions (Sizes 7" to 28")

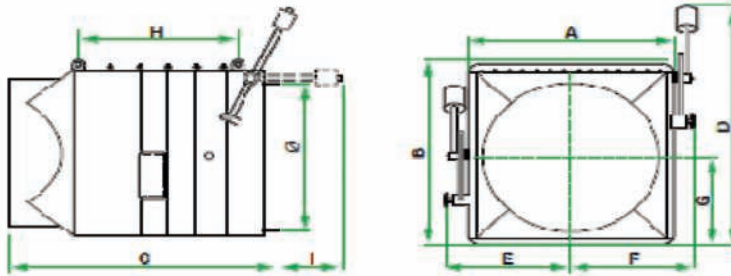


RATED FOR

Class ST 3 Applications
Kst max 400 bar m/s
P_{red} 0.50 bar

Ø	A	B	C	D	E	F	G	H	I	LBS
7"	14.1	13.3	21.6	13.3	11.8	7.0	6.6	-	-	45
8"	14.1	13.3	21.6	13.3	11.8	7.0	6.6	-	-	45
10"	16.1	15.3	23.6	15.3	12.7	8.0	7.6	-	-	56
12"	18.1	17.3	26.3	23.6	13.7	9.0	8.6	-	4.5	84
14"	20.0	19.2	28.3	25.5	14.7	10.0	9.6	-	4.5	100
16"	22.0	23.2	30.3	29.5	15.7	11.0	10.6	13.7	6.4	120
18"	24.0	25.1	32.2	33.2	16.7	12.0	11.6	15.7	8.4	150
20"	25.9	27.1	34.2	38.7	17.7	12.9	12.5	18.1	12.4	177
22"	27.9	29.1	36.2	37.4	18.7	13.9	13.5	19.6	8.4	221
24"	29.9	31.1	38.1	41.1	19.6	14.9	14.5	21.6	10.4	254
26"	31.8	33.0	40.1	45.0	20.6	15.9	15.5	23.8	12.4	276
28"	33.8	35.0	42.1	47.0	21.6	16.9	16.5	25.5	12.4	298

No Return Valve (NRV) Dimensions (Sizes 32" to 40")



RATED FOR

Class ST 2 Applications
Kst max 299 bar m/s
P_{red} 0.25 bar

Ø	A	B	C	D	E	F	G	H	I	LBS
32"	38.5	40.1	52.3	56.4	25.9	25.9	18.8	28.1	14.1	728
36"	42.5	44.5	56.2	60.4	27.9	27.9	20.8	27.9	14.1	860
40"	46.1	48.0	60.2	64.3	29.9	29.9	22.8	35.8	14.1	999

NRV Pressure Drop for Sizes 7" to 14" is 0.39" / Sizes 16" to 40" is 0.63"